








RTL 100W

On Highway / Trailer / P&D / Urban

- Lower Cost per Mile.
- Better Balance.
- Lower Rolling Resistance and Longer Tread Life.



CODE		 mm	 mm	 In./32	
22026504	RTL/100W	220M	3140	13	36
22026501	RTL/100W	230M	3140	13	36
22026503	RTL/100W	240M	3140	13	36