








RZY-HM

ON/OFF / All position / Construction / Waste

- All Position Tread offering excellent results in demanding applications.
- Hybrid rib/block tread design provides long even wear with excellent traction.



CODE		 mm	 mm	 In./32	
021029718	RZY/HM	215/M	3220	24	36
021029720	RZY/HM	220/S	3090	26	36
021029724	RZY/HM	225/M	3220	24	36
021029730	RZY/HM	235/M	3200	24	36
021029736	RZY/HM	245/M	3170	26	27
021029748	RZY/HM	255/M	3185	26	27
021029754	RZY/HM	265/M	3185	26	27
021029761	RZY/HM	275/M	3185	26	36
021029727	RZY-HM	230/L	3370	26	36