








RZY

ON/OFF / All position / Construction / Waste

- All Position Classic Tread ideal for mixed use in on/off road applications.
- Circumferential grooves optimize water dispersion and robust lateral shoulder blocks provide enhanced traction.



CODE		 mm	 mm	 In./32	
021029517	RZY	210/M	3149	24	36
021029532	RZY	220/S	3070	24	36
021029526	RZY	220/M	3220	24	36
021023538	RZY/N	230/M	3160	21	36
021029535	RZY	230/L	3340	24	36
021029544	RZY/N	240/M	3220	20	36